



LIMPIA

DEEP PPF & WRAPS CLEANSER



Pulisce a fondo
Deep cleaning



Facilità d'uso
Easy to use



Lavaggio sicuro sulle protezioni
Safe Protection

DESCRIPTION

LIMPIA is a technical cleaner specifically designed for PPF and wraps. It penetrates deep into thermoformed micro-layers, dissolving embedded environmental contamination without altering the film structure. Free of solvents, abrasives, and aggressive surfactants, it respects the top coat, elasticity, and self-healing capacity of the film. Ideal for corrective and periodic maintenance, it restores the aesthetic appearance and ensures maximum safety even on protected surfaces. It is not a shampoo or TFR: it is the PPF cleanser.

FEATURES & BENEFITS

Advanced cosmetic formula:

Completely free of solvents, abrasives, and aggressive surfactants, it ensures a gentle treatment even with frequent use, without compromising the integrity of the films.

Deep action by affinity and capillarity:

Penetrates thermoformed PPF and wrap micro-layers, dissolving dirt and contamination while restoring transparency and gloss to the surface.

Film integrity protection:

Preserves elasticity, self-healing properties, and chemical resistance, preventing dullness or film degradation.

Professional cosmetic inspiration:

Acts as a "technical cleansing milk," inspired by precision cosmetics, safe on all protected or treated surfaces.

Reviving and regenerating action:

Restores the film's original aesthetic, eliminating dullness caused by embedded environmental contamination.

Compatible with protective treatments:

Does not interfere with coatings, waxes, or wrap-safe protectants, promoting adhesion and extending durability.

Ideal for professionals and enthusiasts:

Perfect for detailers and enthusiasts, delivering top performance in total safety, both for seasonal maintenance and more frequent treatments.

RECOMMENDATIONS

- Shake before use. Apply directly to the surface, dry or slightly damp.
- Work with a soft microfiber cloth or sponge, without applying excessive pressure.
- Remove excess product with a clean dry cloth.
- Rinsing is not necessary in case of localized use.
- On extensive surfaces and for thorough cleaning, rinsing with running water is recommended to fully complete the cleaning action.
- Avoid applying on hot surfaces or under direct sunlight.
- Store away from frost and heat sources.

ACCESSORIES



Sprayer and brush



Clean microfiber cloth

SPECIFICATIONS

Localized treatments



Pure use

Deep cleaning



1:3

Light maintenance



1:5

Quick treatment



1:10

DIRECTIONS FOR USE

To achieve the best results with LIMPIA, shake the bottle well before use. Spray the product directly onto the PPF or wrap surface, ensuring that it is dry, clean, and not exposed to direct sunlight. Leave to act for about 30–60 seconds: during this time, the formula penetrates into the micro-layers of the film, starting to dissolve embedded contamination.

Then, gently work the surface with a microfiber cloth or a soft pad, without applying excessive pressure. Remove excess product with a second clean, dry cloth.

If treating an entire vehicle or heavily contaminated areas, you can finish the process with a light rinse, preferably with demineralized water.

For localized or quick applications, rinsing is not necessary: spray, wipe, and the surface will be ready for the next treatment.

LIMPIA is also safe on surfaces already protected with coatings, waxes, or wrap-safe sealants, and can easily be integrated into periodic maintenance routines or targeted corrective treatments.



LIMPIA

DEEP PPF & WRAPS CLEANSER



Pulisce a fondo
Deep cleaning



Facilità d'uso
Easy to use



Lavaggio sicuro sulle protezioni
Safe Protection

DIRECTIONS FOR USE

To achieve the best results with LIMPIA, shake the bottle well before use. Spray the product directly onto the PPF or wrap surface, ensuring that it is dry, clean, and not exposed to direct sunlight. Leave to act for about 30–60 seconds: during this time, the formula penetrates into the micro-layers of the film, starting to dissolve embedded contamination.

Then, gently work the surface with a microfiber cloth or a soft pad, without applying excessive pressure. Remove excess product with a second clean, dry cloth.

If treating an entire vehicle or heavily contaminated areas, you can finish the process with a light rinse, preferably with demineralized water.

For localized or quick applications, rinsing is not necessary: spray, wipe, and the surface will be ready for the next treatment.

LIMPIA is also safe on surfaces already protected with coatings, waxes, or wrap-safe sealants, and can easily be integrated into periodic maintenance routines or targeted corrective treatments.

WARNINGS

- Do not use on hot surfaces or under direct sunlight.
- Do not allow the product to dry on the surface.
- Avoid application on incompatible or untested materials (e.g., decorative unsealed films or damaged surfaces).
- Keep out of reach of children.
- Do not ingest. In case of contact with eyes, rinse thoroughly with water and consult a doctor if irritation persists.
- Store the product tightly closed, in a cool and dry place, protected from frost and heat sources.

SURFACES

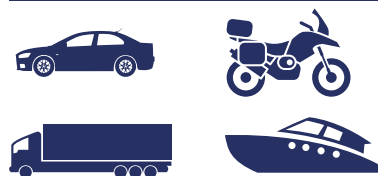


Painted body panels with film Wrapping and PPF



Previously treated surfaces Painted plastic elements



VEHICLES WITH PPF



FEATURES

Physical state	Clear yellow transparent
pH value at 20°C	10,00
Density at 20°C	1,01 g/cm ³
Solubility in water	Completely miscible

AVAILABLE FORMATS

Code	Format		
LAB160	500ml bottle	4	168



PER LE INFORMAZIONI SULLA SICUREZZA DEL PRODOTTO CONSULTARE LA SCHEDA DI SICUREZZA O L'ETICHETTA.